

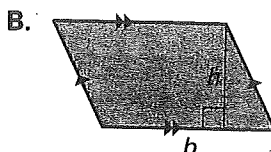
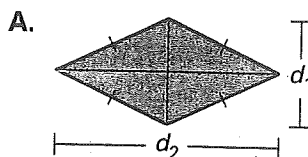
# Practice A

For use with pages 439–445

Match the area formula with the figure.

1.  $\text{Area} = \frac{1}{2} (\text{product of diagonals})$

2.  $\text{Area} = (\text{base})(\text{height})$

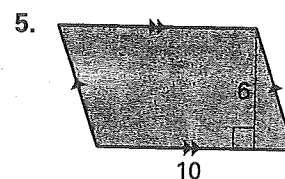
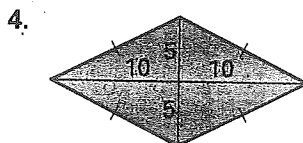
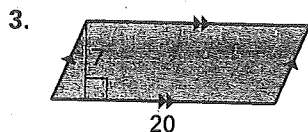


Match the quadrilateral with the corresponding area equation.

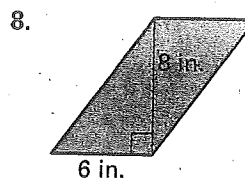
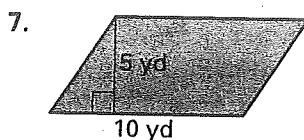
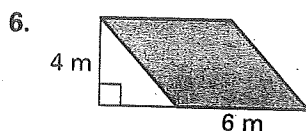
A.  $A = (10)(6)$

B.  $A = \frac{1}{2} (10)(20)$

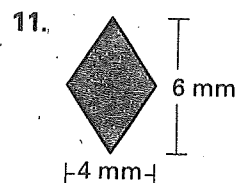
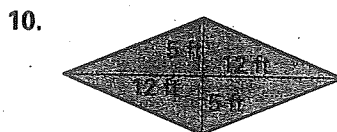
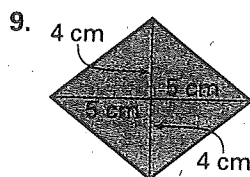
C.  $A = (20)(7)$



Find the area of the parallelogram.



Find the area of the rhombus.

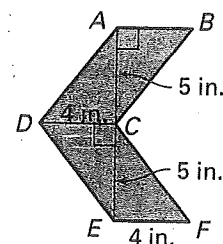


The traffic sign shown at the right is used to direct traffic flow.

12. Find the area of parallelogram  $ABCD$ .

13. Find the area of parallelogram  $DCFE$ .

14. Find the area of polygon  $ABCFED$ .



# Practice B


For use with pages 439–445

## Complete the statement.

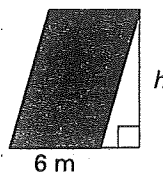
1. Either pair of parallel sides of a parallelogram are called the ? of the parallelogram.
2. The shortest distance between the bases of a parallelogram is called the ? of the parallelogram.

## A gives the area of the parallelogram. Find the missing measure.

3.  $A = 40 \text{ ft}^2$



4.  $A = 54 \text{ m}^2$



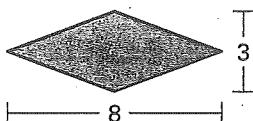
5.  $A = 144 \text{ in.}^2$



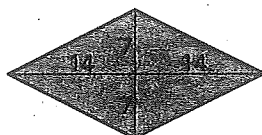
6. A parallelogram has a base of 8 yards and an area of 104 square yards. Find the height.
7. A parallelogram has a height of 12 meters and an area of 132 square meters. Find the base.

## Find the area of the rhombus.

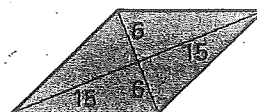
8.



9.

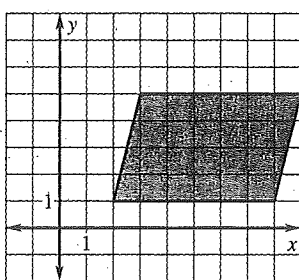


10.

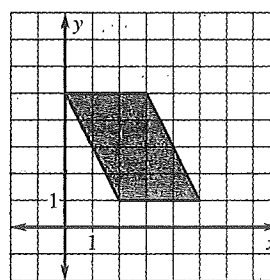


## Find the area of the parallelogram.

11.



12.



Ace trucking company's logo is a rhombus. The length of the diagonals of the logo are eight feet and six feet, and the sides are five feet long.

13. Find the area of the logo.
14. Use your answer to Exercise 13 to find the shortest distance between opposite sides of the logo.

